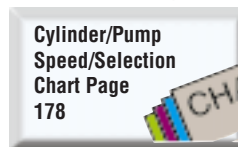


Electric Hydraulic Pumps

420 cu. in./min. — 10 hp (PE400 Series)

Delivers up to 5 gpm of high pressure oil (10,000 psi). Ideal for powering high tonnage double-acting cylinders, either singly or in multiple cylinder applications. Generally recommended for cylinders up to 1,000 tons.

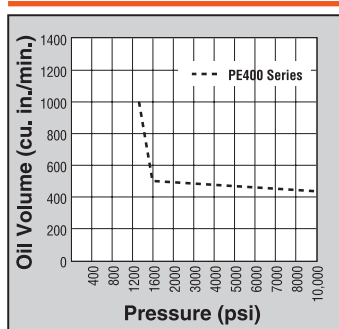
PUMPS



- Two-speed high output pump delivers up to 5 gpm of oil. Ideal for powering high tonnage double-acting cylinders, either singly or in multiple cylinder applications. For operating pressures to 10,000 psi.
- Low noise level of 73-80 dBA.
- Integral electrical shut-down feature prevents unintentional restarting of motor following an electrical service interruption. Over-current protection prevents damage to motor as a result of overheating.

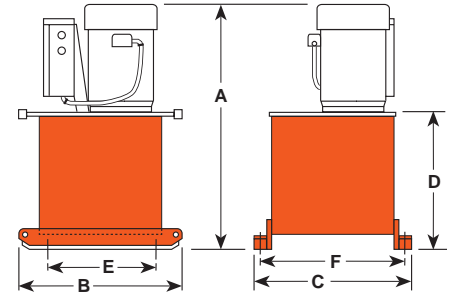
- “Stop” and “Start” control buttons are 24 volt. PE4004 has a 4-way/3-position manual valve. The PE4004S has a 4-way/3-position solenoid valve with a 24 volt remote hand switch.
- Valves feature “Posi-Check®” which holds the load when shifting from “advance” or “return” to “hold” position.
- External pressure relief valve is adjustable from 1,500 to 10,000 psi.
- Heavy duty 4" dia. casters assure easy maneuvering.
- 20 gallon (3,927 cu. in. usable) reservoir has a low oil level sight gauge.
- Powered by a dual voltage 10 hp, 3 phase, 1,725 rpm motor.
- 3 phase motor has all the electrical components necessary to operate the pump. The customer has no hidden charges when making purchase.
- Deliver 1,200 cu. in./min. of oil @ 200 psi, 420 cu. in./min. of oil @ 10,000 psi.

PERFORMANCE





PE4004S pump and RD3006 cylinder used in a special press which repairs damaged chain links.



SPECIFICATIONS AND DIMENSIONS

Pump No.	Maximum Pressure Output	rpm	dBA at Idle and 10,000 psi	Amp Draw at 10,000 psi	Oil Delivery (cu. in./min.@)				A*	Dimensions (in.)					Prod. Wt. w/Oil (lbs.)*
					200 psi	1,200 psi	5,000 psi	10,000 psi		B	C	D	E Caster Mtg.	F Caster Mtg.	
PE4004	10,000 psi	1,725	73/80	34 @ 230 V.	1,200	1,050	450	420	36%	25	24	21¼	15½	21½	492
PE4004S	10,000 psi	1,725	73/80	17 @ 460 V.	1,200	1,050	450	420	36%	25	24	21¼	15½	21½	506

* Add 5" and 8 lbs. when casters are mounted. (Units are supplied with four 4" dia. swivel casters.)

ORDERING INFORMATION

See current price list for shipping weights.

DOUBLE-ACTING

Description	Order No.	Valve			Motor ††	Reservoir (Usable)
		Type	No.	Function		
10 hp pump with 20 gal. reservoir and manual valve.	PE4004	4-Way	9506	Advance Hold Return	10 hp 208/230/460 volt* 60 Hz, 3 Phase	3,927 cu. in. †
PE4004, except has solenoid operated remote valve.	PE4004S	4-Way	9512**	Advance Hold Return	10 hp 208/230/460 volt* 60 Hz, 3 Phase	3,927 cu. in. †

* Factory wired for this voltage. For 230V, 60Hz order PE4004S-230.

** Solenoid valve with remote control.

† Usable oil is calculated with oil fill at recommended level at 2¼" below cover plate.

†† PE400 series available in 220/380V, 50Hz and 575V, 60Hz. Please specify when ordering. Example: PE4004-50-380 or PE4004-575.

NOTE: Valves for spring return cylinders are available upon request. Consult the factory.